



**Your Guide to Easy Socket Outlet  
Testing**

**&**

**Instructions for use of Bicotest  
TruPol Socket Tester**



## Bicotest TruPol

This UK version tester is intended for use only on 230V mains 13A socket outlet (BS1363 configuration).

Before use check the case and pins for any sign of damage. If damage is found remove the unit from service.

To check correct functioning of the tester, check it on a known serviceable 13A socket.

Plug the tester into the known serviceable 13A socket outlet and switch the socket on.

Check the indication displayed by the LEDs against the table for an indication of the wiring status.

## Who should be testing mains wiring?

Basically anyone who wants to know that the mains socket about to be used is correctly wired and safe to plug into.

In particular those with a responsibility of care for their employees and the public.

- Electrical supply companies
- Appliance service / repair engineers
- Local authorities
- Police forces
- Hospitals
- Schools and colleges
- Sports facilities
- Military housing and education
- IT Managers
- Heads of department
- Health and Safety officers
- Landlords
- Home owners.

## Good Work Practice

Use of a socket tester will be seen to show a responsible attitude to electrical safety. The very reasonable price of testers means they place a cost effective solution in the hands of many more users at the front end of responsibility and care.

## What the Bicotest TruPol tester tells you?

This tester is designed to give a quick and easy indication of correct wiring at the socket. Particular emphasis is placed on detecting very dangerous connections, disconnected wires and reversed incoming polarity.

## What the Bicotest TruPol tester won't tell you

The Bicotest TruPol socket tester is for simple first line diagnosis for use by those with or without electrical expertise. If a problem at the socket shows, it should be immediately reported and investigated by a suitably qualified electrician or contractor.

Note: This product will not guarantee the condition of earth connection, for this function an Earth Fault Loop Tester is required.

## Product Features

- Bright, durable LEDs out perform fragile, low visibility neons.
- Robust, ergonomic design.
- Advanced electronics give positive and reliable indication.
- Clear audible signal to differentiate between a correct or fault indication.
- Fuse finding facility.
- Incoming polarity check.

## Simple to Use...

- 1) Plug the tester in.
- 2) Switch the socket on and wait for the tester to beep.
- 3) Press and release the test button.
- 4) Read the mains wiring condition or listen to the tone.

## Bicotest TruPol

### 230V 13amp BS1363 Socket tester

- Logical 'Green for Go' indication shows good wiring status. LED off indicates wiring problem (giving fail safe operation).
- Bright LEDs out perform fragile hard to see neons.
- Advanced electronic circuits mean positive and reliable indication at all times.
- Detects good and 18 possible fault conditions.
- Continuous audible tone for good wiring.
- Clear audible warbling tone for wiring problem.

## Correct Polarity

As well as looking for incorrect socket wiring your Bicotest TruPol checks for polarity of the incoming supply from the Distribution Network Operator. (DNO).

It is possible that the incoming supply from the DNO can be reversed with Live to Earth/Neutral and Earth/Neutral to Live. This is shown in the diagram in this instruction manual.

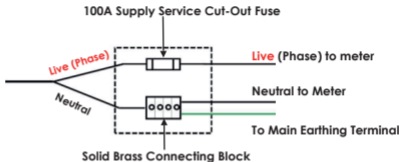
All the socket outlets will work and conventional socket testers will test that everything is correct despite this very dangerous wiring condition.

If this condition is indicated **DO NOT PROCEED!** Advise your customer to contact their supply company immediately.



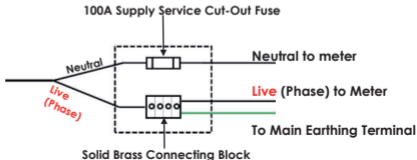
# Correct Polarity

From Supply Company



# Reverse Polarity

From Supply Company






# Bicotest TruPol Fault Indication

Wiring Condition	Supply Terminal			Socket LED	Polarity LED	Buzzer
	N	E	L			
	Socket Wiring					
Correct	N	E	L			Continuous
Correct, Reverse Polarity	N	E	L			Warble
L-E reverse	N	L	E		None	Warble
L-N-E miswire	E	L	N		None	Warble
L-N reverse	L	E	N		None	Warble
L-N-E miswire	L	N	E		None	Warble
Faulty E	N	N/C	L		None	Warble
Faulty E/N miswire	E	N/C	L		None	Warble
Faulty N/L-N reverse	L	N/C	N		None	Warble
Faulty E/ L-N miswire	L	N/C	E		None	Warble
Faulty N	N/C	E	L		None	Warble
Faulty N/E miswire	N/C	N	L		None	Warble
Faulty N/L-E reverse	N/C	L	E		None	Warble
Faulty N/L-E miswire	N/C	L	N		None	Warble
Faulty L/N miswire	L	E	N/C		None	Warble
Faulty L N-E miswire	L	N	N/C		None	Warble
Faulty L/E miswire	N	L	N/C		None	Warble
Faulty L/N-E miswire	E	L	N/C		None	Warble
No Mains	N/C	N/C	N/C		None	None

Tone will warble and LEDs flash to indicate a fault condition

KEY: The letter indicates the mains supply. The coloured box indicates which socket terminal it is connected to.  
 Eg **L** = Live supply connected to neutral terminal on the socket.  
**E** = Protective Earth, **N/C** = Not Connected.

Voltage Rating	230V
Input Current	<15mA
Frequency	50Hz
Temperature	0 - 40°C
Humidity	<95% non condensing
Safety Compliance	BSEN 61010-1
Duty Cycle	Non Continuous, < 2 min
	Double Insulated Construction
	Recycle as electronic waste
	Conforms to EU Standards



## **Bicotest Ltd**

Phone: +44 (0) 1603 416 900

Fax: +44 (0) 1603 416 902

E-mail: [enquiries@bicotest.co.uk](mailto:enquiries@bicotest.co.uk)

32-34 Hellesdon Park Road

Drayton High Road

Norwich

NR6 5DR